NOTE:
PREP & PRIME ALL FABRICATED STEEL PRIOR TO ASSEMBLY. VERIFY ALL DIMENSIONS IN FIELD. SHOP DRILL'S REQ'D.

STEEL POST CAP CONT. WELDED TO GUSSET.

½"x2" STEEL FLAT BAR UPPER RAILS SCREWED TO GUSSET.

STEEL GUSSET DRILLED & WELDED TO 1" DIA. STEEL POST ROD, TYP.

½"x2" STEEL FLAT BAR LOWER RAILS SCREWED TO GUSSET.

NOTE: SEPERATE METAL RAILS W/ FELT TAPE, TYP.

STEEL GUSSET DRILLED & WELDED TO POST ROD, TYP.

STEEL POST BASE GRND. DECK PLATE. TYP. SEPERATE W/ FELT GASKET.

T.O. MASONRY

½"x1½" ALUM. FLAT BAR CONT. WELDED TO EDGE OF DECK PLATES

1" DIA THREADED POST ROD & CAP NUT ATTACHED TO BRACKET CYLINDER. SEE SECTION 7/3

¾"x 7"x5" STEEL MOUNTING PLATE CONT. WELDED TO SUPPORT BRACKET & BOLTED TO MASONRY TOWER.

¾" SCREW BOLTS, TYP. W/ COUNTERSINK HEADS

¾" DIA STEEL RAILING POSTS WELDED TO RAILS, TYP.

FILL JOINT CONT. W/ BELZONA, TYP.

½" ALUM DIAMOND PLATE DECK SECTIONS, SHOP DRILL'S REQ'D SEE 7/2

½" THICK ALUM. FLASHING COLLAR CONT. WELDED TO DECK & ANCHORED TO MASONRY TOWER W/ ⅜" BOLTS SET IN MASTIC, TYP.

FILL ⅛" GAP W/ BELZONA

(N) SEALANT, TYP.

8" BETWEEN ANCHOR BOLTS

0 ¼ ½ 1 2 4 INCHES

⅛" GAP

ELEVATION/DETAIL GRAPHIC SCALE 1/2|3
GALLERY RAIL POST (TYP.)

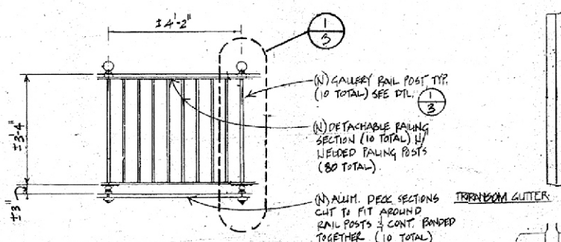

ELEVATION NO SCALE 2/2|3
GALLERY RAILING ASSEMBLY (TYP. SECTION)

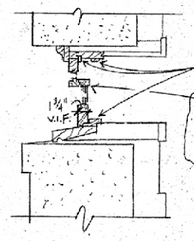

SECTION NO SCALE 3/2|3
TOWER WINDOW

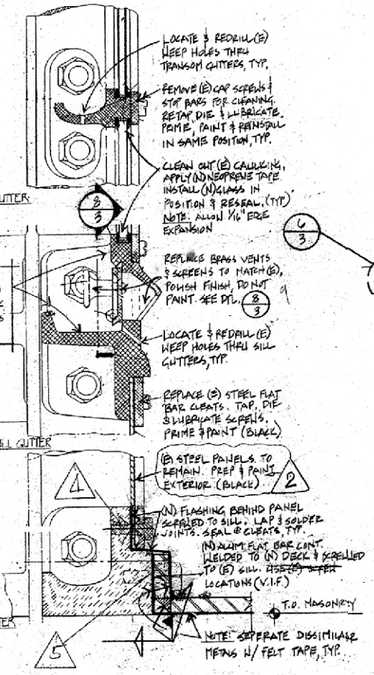

SECTION/DETAIL NO SCALE 4/3|3
THRU LANTERN WALL

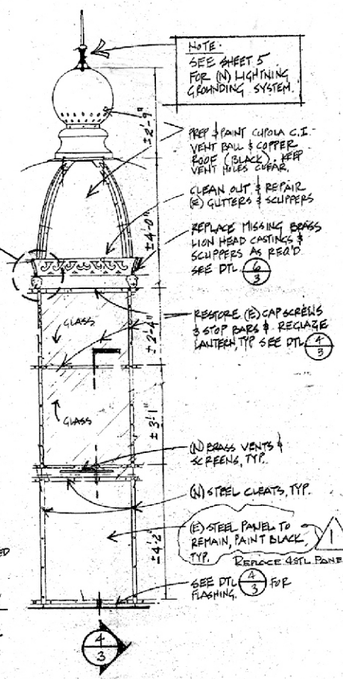

ELEVATION NO SCALE 5/2|3
TYP. LANTERN PANEL

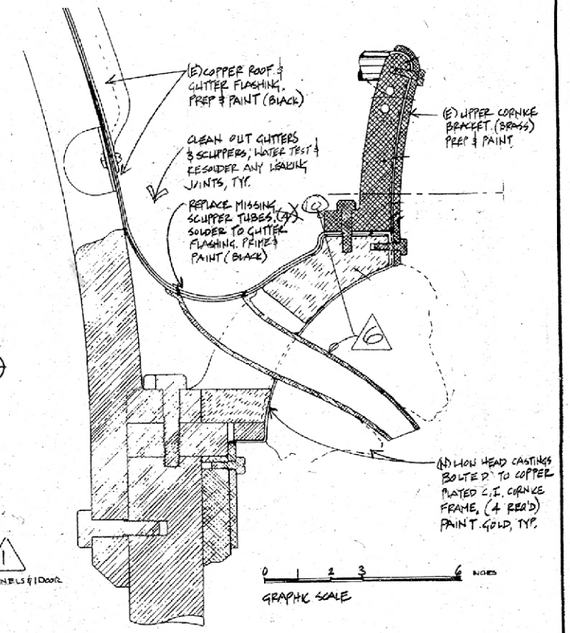

DETAIL GRAPHIC SCALE 6/2|3
CORNICE GUTTER W/ LION'S HEAD CASTING (TYP.)

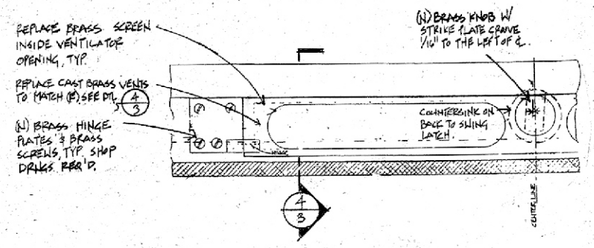

DETAIL NO SCALE 9/3|3
VENTILATOR @ LANTERN SILL

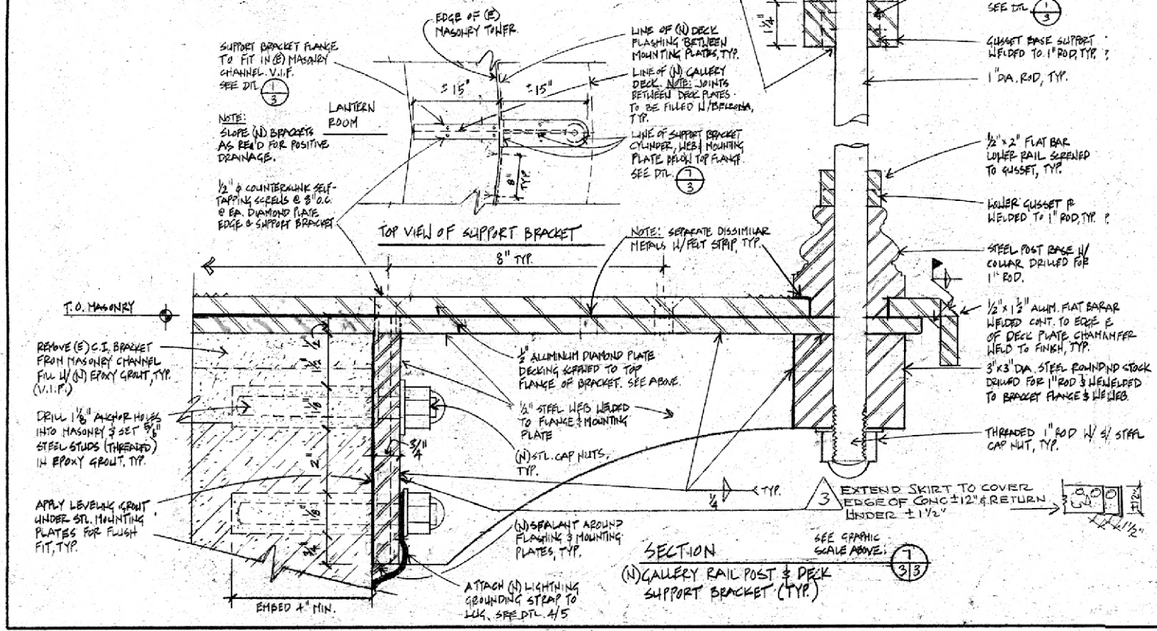

SECTION
(N) GALLERY RAIL POST & DECK SUPPORT BRACKET (TYP.)

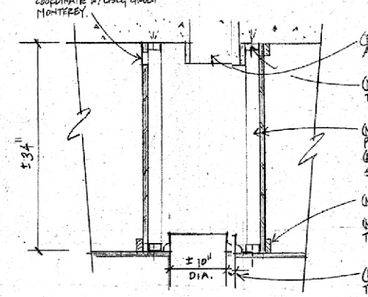

DETAIL 1"=1'-0" 8/2|3
CHASE ENCLOSURE & WATCHROOM

AS-BUILT

REV.	DATE	APPR.	DESCRIPTION	BY
A	8/10/94	RCK	REPLACE DOD'N & SCUPPERS & Solder to Gutter	RR
5	8/10/94	RCK	PROVIDE (N) ST. STL. SCREWS (NONE EXIST)	RR
4	8/10/94	RCK	PROVIDE ST. STL. THROUGH BOLTS AT PANELS	RR
3	8/15/94	RCK	WIDEN STL RATES TO 12" & EXTEND ±12" (FULL HT. of CONC SLAB)	RR
3A	8/15/94	RCK	EXTEND SKIRT from 8" to 12" (FULL HT of CONC & RETURN UNDER 1½"	RR
2	8/15/94	RCK	REPLACE 4 STL. PANELS & 1-DOOR PANEL	RR
A	8/16/94	RCK	REPAIR (E) WD. SASH INSTEAD of REPLACING	RR

DESIGNED: JJ
DRAWN: JJ
TRACED:
CHECKED: JJ
REVIEWED BY: James
PROJECT MANAGER REVIEWED BY:

U.S. COAST GUARD — OAKLAND, CA
CIVIL ENGINEERING UNIT OAKLAND
USCG GROUP MONTEREY — CALIFORNIA

POINT PINOS LIGHTHOUSE REHAB

DETAILS

APPROVED: M.J. Schmuck, LT, ACTING — DATE: 12/1/93
CHIEF CIVIL/ARCHITECTURAL DIVISION

DRAWING NUMBER
11-02380-3

SCALE: AS NOTED — SHEET 3 OF 5